



Trash/Waste Grapples

TW Series

SPECIFICATIONS

Model	# OF TINES UPPER/ LOWER	(1) EXCAVATOR WEIGHT (Approx.)		(2) Attach-ment Weight		(3) JAW OPENING (Approx.)		Fully Closed (Side Gap between Jaws)		UPPER JAW WIDTH		LOWER JAW WIDTH	
		Lbs.	(M Tons)	Lbs.	(Kg)	in.	(mm)	in.	(mm)	in.	(mm)	in.	(mm)
TW 30	4/5	25-35,000	(11-16)	1,700	(770)	88	(2,235)	8.5	(216)	32.5	(826)	42	(1,067)
TW 40	4/5	35-46,000	(16-21)	3,100	(1,400)	95	(2,413)	11	(279)	42	(1,067)	54.3	(1,378)
TW 50	4/5	46-64,000	(21-29)	3,500	(1,590)	113	(2,870)	11.5	(292)	42.3	(1,073)	54.5	(1,384)
TW 70	4/5	64-88,000	(29-40)	5,150	(2,340)	116	(2,946)	11.5	(292)	46	(1,168)	59.5	(1,511)
TW 100	4/5	88-111,000	(40-50)	7,200	(3,270)	142	(3,607)	15	(381)	50	(1,270)	64.5	(1,638)
TW 170	4/5	111-180,000	(50-82)	9,500	(4,320)	150	(3,810)	16	(406)	65	(1,651)	84	(2,134)

(1) Excavator weight recommendation is based on standard excavator weights and boom and/or arm lengths. All applications must be approved by Stanley prior to sale.

(2) Weights, dimensions and operating specifications listed here will vary depending upon the mounting configuration. All specs are subject to change without notice. Where specifications are critical to your application, please consult Stanley LaBounty.

(3) Jaw openings will vary up to 10% of spec opening, depending upon the model excavator it is mounted to.

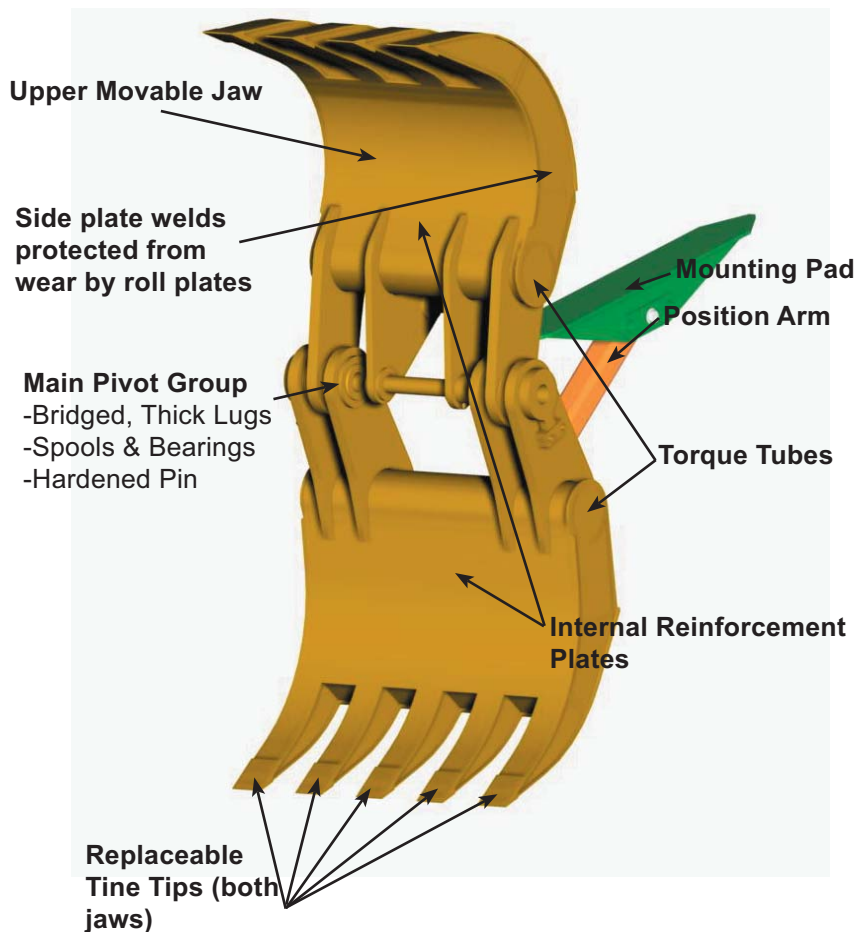
Stanley LaBounty's TW Grapples are designed for productivity and longevity. With a four tine upper jaw and a five tine lower jaw, this grapple has proven itself over the years, working in landfills and waste transfer stations, handling, sorting and densifying large volumes of waste materials.

No Additional Hydraulics Required. TW Grapples pin on in place of the excavator bucket, eliminating the need for additional hydraulics. A mounting pad is welded to the bottom of the excavator arm which then attaches to the position arm and the grapple's lower jaw. The grapple's upper jaw articulates using the excavator's bucket cylinder and linkage (see reverse side for more information on how the grapples operate).

Quick Coupler Compatibility - All TW grapples can be designed to be compatible with LaBounty Rapid Tach and most other manufacturer's, pin-capturing, quick couplers.

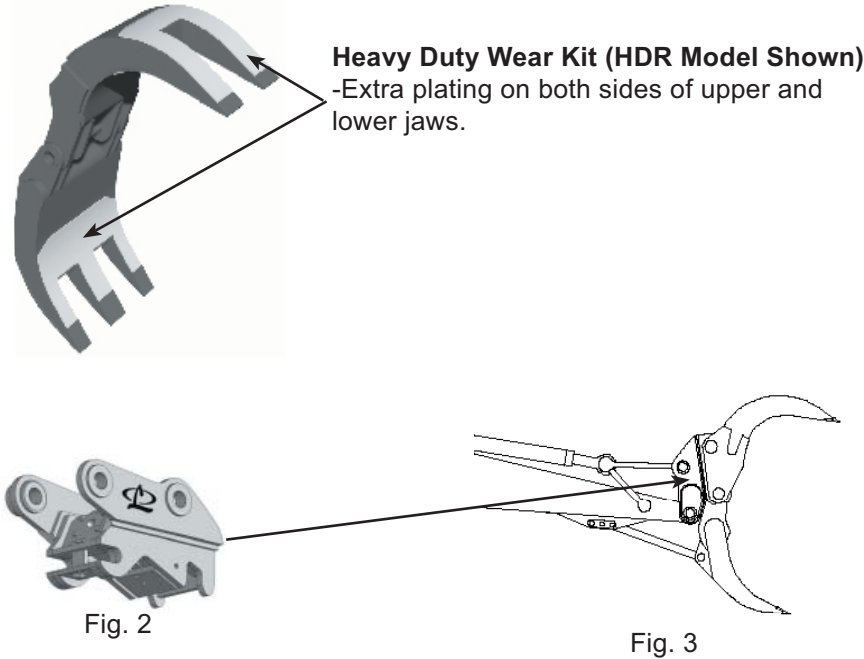
Box-Tine Construction. The use of Stanley LaBounty's box-tine design and the use of high tensile, high alloy, abrasion-resistant steel creates a minimal weight, yet maximum strength tool.

A Proven Pivot Group. The TW's pivot group is designed to withstand the harshest working conditions. The main pivot has a hardened pin and heat-treated bronze bearings. Stanley LaBounty utilizes a spool assembly to reduce bearing friction and distribute workloads to the grapple structure. This combination reduces pin stress and excessive wear, ensuring a long service life.



Other Features, Accessories and Wear Parts

- Weld in replaceable tine tips.
- Pin, spool and bushing kits to mount onto other excavator brands within the same weight class.
- Heavy duty wear kits. See fig. 1.
- Quick Coupler Compatibility. See figs. 2&3.



Applications - Not only do TW grapples offer excellent payload capacities, they also compress materials very effectively, densifying the load. They also excel at sorting individual items.

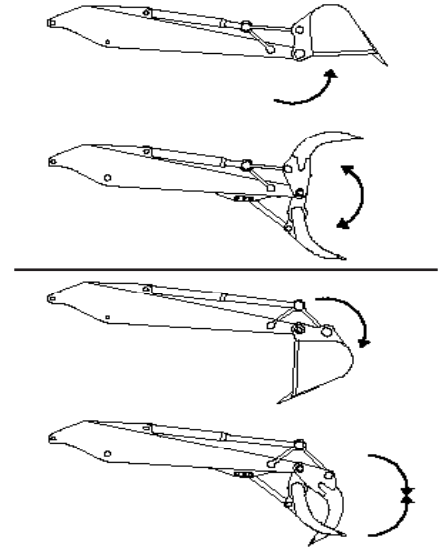


Garbage



Wood Debris

TW Operation. TW grapples replace the excavator bucket and operate with the same controls - no additional hydraulics are required. The bucket dump control operates the TW's open (Fig. A). The bucket curl control operates the TW's close (Fig. B).



Warranty: TW Grapples carry a limited warranty against defects in material and workmanship for 12 months or 1,500 hours from the date of purchase.

Stanley LaBounty reserves the right to repair or replace only those parts that prove to have been defective at the time of purchase.

Ask your Stanley LaBounty dealer to explain this warranty in detail.

Stanley LaBounty
1538 Highway 2
Two Harbors, MN 55616 USA
Tel: 218-834-2123 or 1-800-522-5059
www.stanley-hydraulic-tools.com

